


Left Side holes

Left

Mark 2 holes per side for mounting brackets

### Bracket Mounting Template

- 1) Using this bracket mounting guide as shown below, mark the location on the wall for the mounting screws.
- 2) Drill 2 pilot holes per side for each bracket (3/16" drill bit) and insert wall anchors.
- 3) Attach bracket to wall with the screws provided.
- 4) Hang draperies on the rod and place into brackets.



Place window corner here

Place window corner here

Right  
Right Side holes



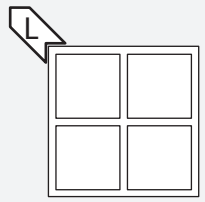
Mark 2 holes per side for mounting brackets



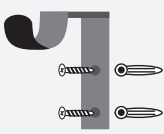
### Bracket Mounting Template

- 1) Using this bracket mounting guide as shown below, mark the location on the wall for the mounting screws.
- 2) Drill 2 pilot holes per side for each bracket (3/16" drill bit) and insert wall anchors.
- 3) Attach bracket to wall with the screws provided.
- 4) Hang draperies on the rod and place into brackets.

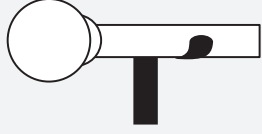
Wood 2"



Mark



Mount



Install

Place window corner here

Place window corner here

©2008 Cassidy West, Inc.